

Pipe Clamp Thermocouples

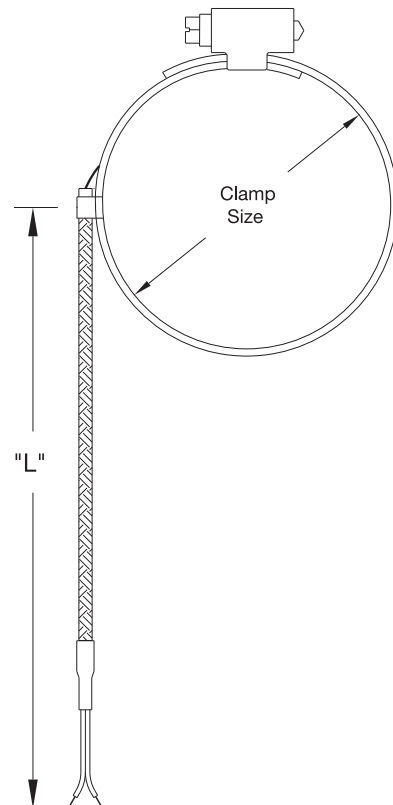
Design Features

* *Stainless Steel Worm Drive Clamp 1/2" wide*

* *Ideal for Measuring Pipe Temperatures*

* *Thermocouple Junction Grounded to Clamp*

Ordering Code: **TPW** -



Clamp Size BOX 1

1 = 1/2" to 7/8"
 2 = 7/8" to 1-1/2"
 3 = 1-5/16" to 2-1/4"
 4 = 2-1/4" to 3-5/16"
 5 = 3-5/16" to 4-1/4"
 6 = 4-5/16" to 5-1/4"
 7 = 5-5/8" to 8-1/2" (9/16" Wide)
 X = Other (Specify)

Lead Insulation BOX 4 w/ SS Overbraid

Fiberglass 900°F (482°C) **S** **B**
 Teflon 400°F (204°C) **T** **D**

Termination BOX 5 †

B = 2-1/2 in. Split Leads **K** = Standard Plug and Jack
S = Spade Lugs **D** = Miniature Plug
C = Spade Lugs with BX Conn. **E** = Miniature Jack
P = Standard Plug **F** = Mini. Plug and Jack
J = Standard Jack **X** = Other (Specify)

Calibration BOX 2

ANSI Standard Tolerances **J** **K** **E** **T**

† See page 14-9 for Termination Style descriptions

Special Requirements BOX 6

X = Specify
0 = None

"L" Dimension BOX 3

Whole inches
 Example: Enter **048** for 48 inches

Ordering Information

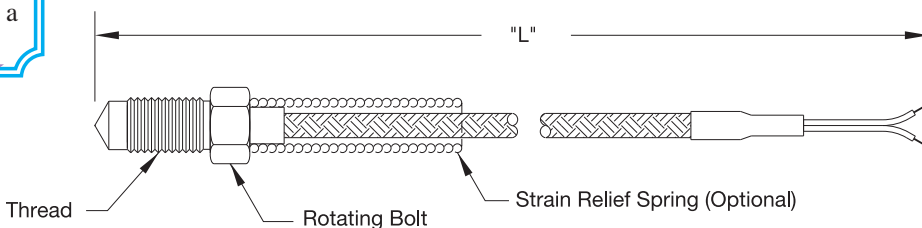
TRW, TSW, TPW and TNW Thermocouples are offered with the options listed in the worksheets. Create an ordering code by filling in the boxes with the appropriate number and/or letter designation for your requirements, and a part number will be assigned.

Design Features

* *Mounted in a shallow threaded hole on the nozzle surface (there is no direct contact with material flow)*

* *Grounded junction*

Nozzle Thermocouples



Ordering Code: **TNW** -

Thread Size BOX 1

1 = 1/4-28 UNF
 2 = 1/4-20 UNC
 3 = M6 x 1
 4 = M8 x 1.25
 X = Other (Specify)

Lead Insulation BOX 4 w/ SS Overbraid

Fiberglass 900°F (482°C) **S** **B**
 Teflon 400°F (204°C) **T** **D**

Termination BOX 5 †

B = 2-1/2 in. Split Leads **P** = Standard Plug **D** = Miniature Plug
S = Spade Lugs **J** = Standard Jack **E** = Miniature Jack
C = Spade Lugs with BX Conn. **K** = Standard Plug and Jack **F** = Mini. Plug and Jack
X = Other (Specify)

Calibration BOX 2

ANSI Standard Tolerances **J** **K** **E** **T** **N**

† See page 14-9 for Termination Style descriptions

"L" Dimension BOX 3

Whole inches
 Example: Enter **048** for 48 inches

Strain Relief Spring BOX 6

0 = Not Required
Y = Required

Special Requirements BOX 7

X = Specify
0 = None

WARNING: Cancer and Reproductive Harm - www.P65Warnings.ca.gov

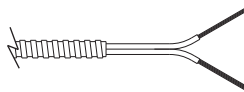
Optional Thermocouple Termination Styles

Optional Termination Styles

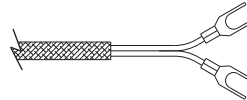
Available for the following thermocouples:

Style	Page
TTW	14-2
TCP	14-3 through 14-5
TRW	14-6
TSW	14-6
TPW	14-7
TNW	14-7
TWW	14-8
TMW	14-8
MTA1	14-15

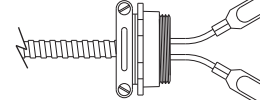
Style B—Plain Ends



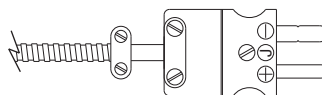
Style S—Spade Lugs



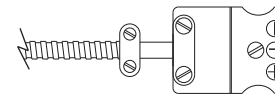
Style C—Spade Lugs with BX connector



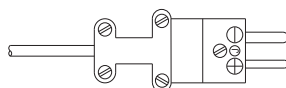
Style P—Standard Plug



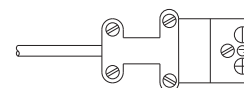
Style J—Standard Jack



Style D—Miniature Plug



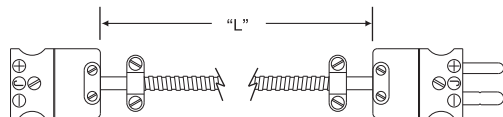
Style E—Miniature Jack



Thermocouple Extension Assemblies

Termination 1

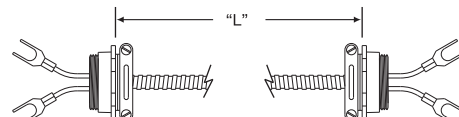
Termination 2



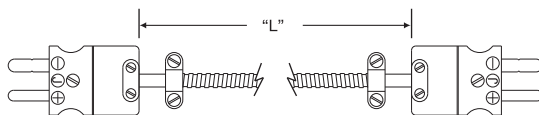
Jack to Plug

Termination 1

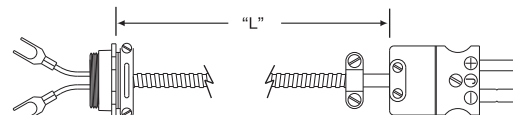
Termination 2



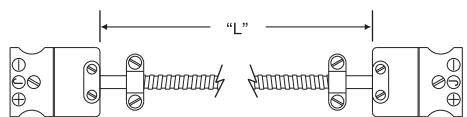
BX Connector to BX Connector



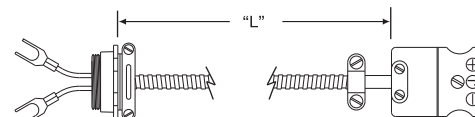
Plug to Plug



BX Connector to Plug



Jack to Jack



BX Connector to Jack

Ordering Information

ECA Thermocouple Extension Assemblies are offered with the options listed in the worksheet below. Create an ordering code by filling in the boxes with the appropriate number and/or letter designation for your requirements, and a part number will be assigned.

Ordering Code: **ECA** -

Termination 1 & 2 BOX 1 & 2 †

S = Spade Lugs **B** = 2-1/2 in. Split Leads
C = Spade Lugs with BX Conn. **D** = Miniature Plug
P = Standard Plug **E** = Miniature Jack
J = Standard Jack **X** = Other (Specify)

Calibration BOX 3

ANSI Standard Tolerances **J K E T N**

† See above for Termination Style descriptions

"L" Dimension BOX 4

Whole inches **006** to **999**

Lead Insulation BOX 5

	Standard	w/ SS Overbraid	w/ SS Armor Cable
Fiberglass 900°F (482°C)	S	B	A
Teflon® 400°F (204°C)	T	D	F

Special Requirements BOX 6

X = Specify
0 = None

⚠ WARNING: Cancer and Reproductive Harm - www.P65Warnings.ca.gov.

(800) 323-6859 • Email: sales@tempco.com