

### Flexible Heater Mechanical Fasteners

Various techniques are routinely used when flexible heaters must be detachable from cylindrical parts. The mechanical fastener options include the following:



**Heavy Duty D-Rings  
& 3-Layer Straps**



**Standard D-Rings  
& 2-Layer Straps**




**Velcro® Straps**




**Boot Hooks & Springs**



**Boot Hooks & Lacing Cord**



**Grommets & Lacing Cord**



**Heavy Duty Spring Clamps**



**Snaps**


*Consult Tempco for detailed specifications on the mechanical fasteners shown.*

### Flexible Heater Clamping

#### Clamping

Flexible heaters may be applied by clamping or compression between two rigid materials. The plate surfaces must be ground reasonably smooth. Care must be taken not to damage the heater or pierce the insulation. Mill out an area or cutout in the top plate for the added thickness of the lead exit area.

**Recommended Maximum Pressure: 40 PSI**



**Note:** For added durability, mill out the space for the heater to mount in the same thickness as the heater.