

Ceramic E-Mitter Infrared Radiation Images

Infrared Radiation Images of Tempco's Ceramic E-Mitters (White, 240V, 400W)

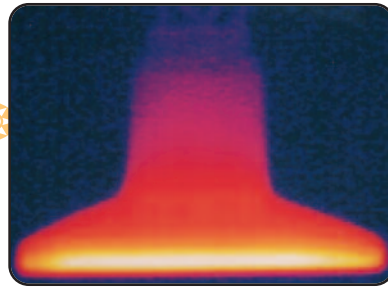





Image of Part Number CRD00002

Side View The lighter color (yellow) represents the hottest area(s), while the black (background) represents the ambient temperature. The air gap and the ceramic fiber insulation produce a dramatic temperature gradient between the heating elements (yellow region), and the supporting clamps (purple region).



Bottom View The temperature distribution in this face is particularly homogeneous, assuring a uniform radiant heat to a given application. The convective heat losses are more noticeable at the edges of the heater. Except in vacuum conditions, convective losses must always be considered in a heating application.



Infrared Images



These infrared images were recorded at 30-second intervals. The photo sequence on the left illustrates how the elements heat up over time. The photo sequence on the right illustrates how the elements cool down.



Note: The temperature scale (°F) corresponding to each color is on the right side of the images.