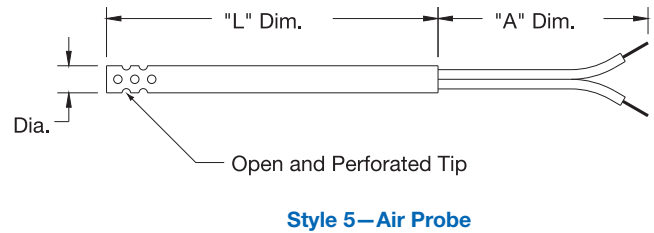
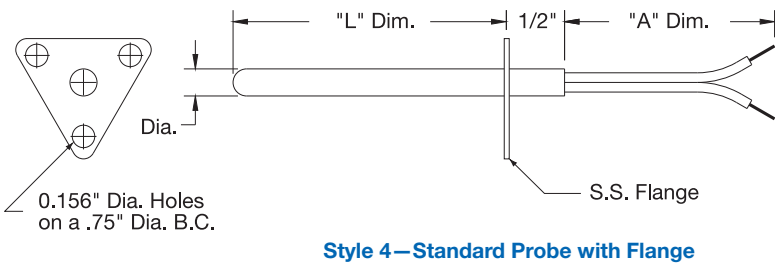
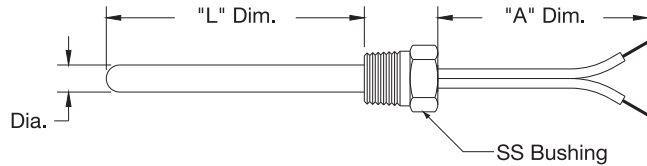
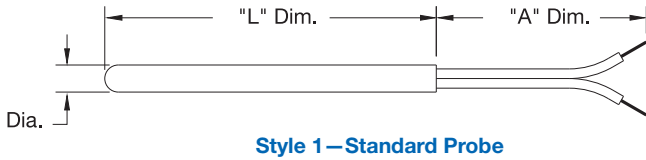


Thermistors

General Purpose NTC Thermistors

Design Features

- * 316 Stainless Steel Sheath
- * Glass Encapsulated Thermistor Element
- * Fast Response Time
- * Up to 572°F (300°C) Operating Temperature (Limited to Wire Insulating Material; See Box 8)



Ordering Code: **TTR** -

Style BOX 1
1 = Standard Probe
2 = Standard Probe with 1/8" NPT SS Bushing
3 = Standard Probe with 1/4" NPT SS Bushing
4 = Standard Probe with Flange
5 = Open Air
6 = Open Air with Flange

Diameter BOX 2
G = 0.188" Dia.
H = 0.250" Dia.
X = Other (Specify)

Element Resistance BOX 3
K = 10KΩ
L = 20KΩ
N = 50KΩ
P = 100KΩ
X = Other (Specify)

Resistance Tolerance BOX 4
 (At 25°C/77°F)
D = +/-10% (Standard)
C = +/-5%
B = +/-2%
A = +/-1%

"L" Dimension BOX 5
 Whole inches
01 to 99

"L" Dimension BOX 6
 Fractional inches
0 = 0" **3** = 3/8" **6** = 3/4"
1 = 1/8" **4** = 1/2" **7** = 7/8"
2 = 1/4" **5** = 5/8"

"A" Dimension BOX 7
 Whole inches
001 to 999

Lead Insulation BOX 8

		w/ SS Overbraid	w/ SS Armor Cable
Fiberglass 900°F (482°C)	S	B	A
Teflon® 392°F (200°C)	T	D	F

Termination BOX 9
B = No Termination **C** = Spade Lugs with BX Conn.
S = Spade Lugs **X** = Other (Specify)

Special Requirements BOX 10
X = Specify
0 = None

⚠ WARNING: Cancer and Reproductive Harm - www.P65Warnings.ca.gov.